

Gun-tips®

Gun-tips® are available in 4 sizes to effectively clean your firearm



3" Precision
81-4553

3" Mini
81-9056

6" Extended Reach
81-4582


5" Large Surface
81-9001

Available in a 9 Piece
assortment pack
81-1209


- Reaches hard-to-get areas such as: trigger assemblies, slides, mag wells, extractors, and rails
- Replaces cotton swabs

Bore-tips®


Bore-tips® are available for most common rifles, pistols, and shotguns




.22 Cal/5.56mm
41-2201



.243 Cal/6mm
41-2431




.30 Cal/7.62mm
41-3001




.357 Cal/9mm
41-0901



.40 Cal/10mm
.410 Gauge
41-4001



.45 Cal/11.4mm
41-4501



.50 Cal/12.7mm
28 Gauge
41-0050



20 Gauge
41-0020



12 Gauge
41-0012

- Replaces the jag, patch, mop, and cotton swab
- 360° bore coverage
- Threaded to fit on standard 8-32 and 5/16-27 cleaning rods
- Lint-free

Swab/its®

Firearm Cleaning Products



POSITIVELY the Best Tools
to Clean Your Firearm

US Pat. RE46,065

Made in the USA

Bore-Whips™



.177 Cal/4.5mm
42-0017

.22 Cal/5.56mm
42-0022

- One piece easy pull-through design
- No metal to scratch your firearm
- Works with center fire, rimfire and airguns
- Neon handle functions as an Empty Chamber Indicator

Bore-Sticks™



.357 Cal/ 9mm
43-0909

- 3-in-one cleaning tool
- Replaces the rod, jag, and patch
- Our newest firearm cleaning product
- One piece, includes swab and handle
- Washable and reusable

Star-Chamber Cleaning Foam Swabs™



30-0343

- Easiest way to clean the star chamber
- Cleans 360 degrees of the lug recess
- Handle functions as an Empty Chamber Indicator
- One piece, includes swab and handle
- Washable with degreasing soap and water or mineral spirits

Our Products are
WASHABLE
and **REUSABLE**

Swab-its®

800 Worcester Street, Springfield, MA 01151
Phone: 413 543 1442 www.swab-its.com

© 2017 Super Brush LLC
Swab-its, Bore-tips, and Gun-tips are registered trademarks of Super Brush LLC
Bore-Whips, Bore-Sticks, and Star Chamber Cleaning Foam Swabs are trademarks of Super Brush LLC

How To Use:



1. Using the foam tip, apply solvent or lubricant where needed. Allow the solvent time to work.



2. Easily remove excess fouling, solvent, and lubricant. Repeat until clean.

NOTE: Always verify firearms are unloaded before cleaning.

How To Clean:



Soap and Water

Blot Dry



Wash the Swab-its Firearm Cleaning Product with a grease cutting soap and warm water or mineral spirits.



When clean, blot all the moisture away. Let dry and reuse.